

## TV | Radio | Multimedia

Optical Nodes, amplifiers, distribution  
and connection technology  
(1006 MHz and 1218 MHz)

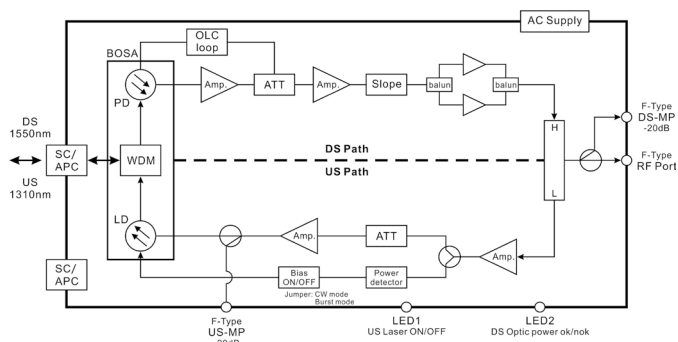


- ✓ High output levels
- ✓ High reliability
- ✓ Maximum durability

# Optical Micro Fibre Node – 1218 MHz

## FTTH/FTTB applications

The Micro Fibre Node ONX 1550-01 is suited for FTTH/FTTB applications and the platform it is built on is future-proof. Due to the good technical parameters, like the extremely low noise optical receiver, the Optical Fibre Node is suited for many applications. It has an active output and can be used in analogue modulated networks. The constant RF output level for the wide optical operating range is based on the OLC function. Between the amplifier stages an interstage slope can be set. The RF output level and the RF return path level can be measured at the two test ports of the Micro Fibre Node.



## Flexible ONX platform

The design of the ONX platform is future-proof. With different assembling variants new versions and functionalities can be added.

## Available Micro Fibre Nodes


- ONX 1550-01 | 85...1218 MHz/5...65 MHz (1310 nm, DFB)
- ONX 1550-02 | 85...1218 MHz/5...65 MHz (1610 nm, DFB)
- ONX 1550-03 | 85...1218 MHz/5...65 MHz (1310 nm, FP)
- ONX 1550-11 | 102...1218 MHz/5...85 MHz (1310 nm, DFB)
- ONX 1550-12 | 102...1218 MHz/5...85 MHz (1610 nm, DFB)
- ONX 1550-21 | 258...1218 MHz/5...204 MHz (1310 nm, DFB)
- ONX 1550-22 | 258...1218 MHz/5...204 MHz (1610 nm, DFB)

## Available accessories

Optical splitters, cables, connectors and attenuators are available as accessories.

## Benefits at a glance:

- ✓ Flexible and future-proof platform
- ✓ Excellent technical parameters
- ✓ Extremely low noise optical receiver
- ✓ Constant RF output level for the optical operating range
- ✓ OLC function
- ✓ Adjustable interstage slope
- ✓ Various laser versions for the upstream (US)



# On the right track – CATV amplifiers



## AXING CATV amplifiers

AXING amplifiers are specifically tailored to the requirements of CATV network operators. The different performance classes enable distribution systems in almost any size. Intelligent adjustment options allow adaptation to a wide range of network conditions.

The product range remains clear and the number of products in stock and service is reduced.



## Partner to cable network operators

Fast internet connections throughout houses and an ever-increasing variety of programme options place high demands on cable network operators. In order to support your success in line with your needs, we offer you high-performance technology such as bidirectional amplifier systems for HFC networks to optimum quality standards. And thanks to our IT-supported warehousing system, we can supply our customers flexibly and quickly.



- ✓ Television with the highest quality
- ✓ Fast internet connections throughout the house
- ✓ Telephony via the cable network operator

- ✓ Further CATV products: Antenna sockets, splitters and taps from one source
- ✓ Can be adapted to different network conditions
- ✓ Pre-assembled CATV cabinets



- ✓ Products that meet the high demands of cable operators
- ✓ Flexible and fast delivery

KLASSE  
**A**  
CLASS

**ULTRA  
HD**

**Vodafone Kabel Deutschland**

## DOCSIS 3.1 Ready














With the BVS 14-69P and BVS 20-69P CATV amplifiers with a frequency range up to 1218 MHz are available.



## MG 1-00 – DVB-TV Meter Easy to use due to intuitive operationg



The measuring device MG 1-00 supports the installation and maintenance of coaxial reception systems. It is used for the qualitative measurement of digital terrestrial television channels, satellite systems or cable networks.

Article		BVS 12-69N	BVS 13-69N	BVS 13-68	BVS 15-68		BVS 20-00	BVS 20-46	BVS 20-47	BVS 20-66	BVS 20-69	BVS 14-66	BVS 20-69P	BVS 14-69P
														
Downstream														
Frequency range														
85...1218 MHz													•	•
85...1006 MHz		•	•	•	•		•			•	•	•		
47/85¹...1006 MHz								•	•					
Gain [dB]		17...20	27...30	30	38		36	30	36	38	38	40	38	40
Attenuation   equalization														
Adjustable 0...20   0...18 dB		•	•	•	•									
Adjustable 0...15   0...15dB										•	•		•	
PCP switches 1 dB steps 0...15   0...15dB							•	•	•			•		•
Attenuation   equalization (interstage)														
Jumper 0/6   0/2/4/6 dB				•	•									
Jumper 0/2/4/6   0/2/4/6 dB							•	•	•	•	•	•	•	•
Test ports in-/output				•	•		•	•	•	•	•	•	•	•
Output level² [dBµV]		100/98³	100/98³	100	100		107	107	107	107	107	111	107	111
Upstream														
Integrated		•	•	•	•					•	•	•	•	•
Pluggable							•	•	•					
Frequency range		5...65 MHz					5...65 MHz							
Gain														
17...20 dB		•												
25...28 dB			•											
30 dB				•	•					•	•	•	•	•
30 dB							•⁴	•⁴	•⁴					
Attenuation														
Adjustable 0...20   0...18 dB		•	•	•	•									
Adjustable 0...15   0...15dB										•	•		•	
PCP switches 1 dB steps 0...15   0...15dB							•	•	•			•		•
Attenuation   equalization (interstage)														
Jumper 0/6   0/3/6/9 dB				•	•		•	•	•	•	•	•	•	•
Attenuation Output														
Jumper 0/3/6/9 dB							•	•	•			•		•
General														
Power supply														
Power supply 230 V~ / 50 Hz		•	•											
SMPS 100...240 V~/50...60 Hz				•	•		•	•	•		•		•	•
SMPS remote feed 30...65 V~/50...60 Hz										•		•		
Certified by Vodafone Kabel Deutschland according to 1 TS 140		B1.2	B3.2	C3.2	C4.2		–	–	–	–	C4.3	D4.4	–	D4.4

¹ With return path module = 85...1006 MHz | ² CENELEC raster, 41/42 ch. 60dB IMA, CSO/CTB

³ 3dB slope 100dBµV | flat 0dB slope 98dBµV | ⁴ with BZU 20-65


# The right antenna wall outlets for every purpose



## Safety against LTE interferences





The mobile radio standard LTE / 4G is spreading more and more. Since the LTE / 4G frequencies are partially in the range of the frequencies used in TV cable networks, bad shielding of components can lead to interferences.

To avoid this problem, all **premium-line** AXING wall outlets have already been designed in such a way that they meet not only the required screening performance of Class A, but also meet the extended requirement „class A + 10dB“.



## Vodafone Kabel Deutschland

AXING's BSD 963-xxN are certified antenna wall outlets.

				
Connectors	CATV	CATV + DATA	CATV + DATA + DATA	CATV + DATA + SAT
Terminal type	BSD 21-00	BSD 963-00N	BSD 961-08K	
Terminal type with DC power pass	BSD 21-01			BSD 960-00N
Terminal type	–	BSD 963-11N	BSD 961-11K	
Loop-through type	BSD 21-10 BSD 21-14 BSD 21-18 BSD 21-22 BSD 21-07	BSD 963-10N BSD 963-12N BSD 963-14N BSD 963-17N BSD 963-20N	BSD 961-12K BSD 961-15K BSD 961-17K BSD 961-20K	
Loop-through type with blocked return path	–	BSD 963-13N	BSD 961-13K	
Loop-through type with DC power pass	BSD 21-11			BSD 960-10N

KLASSE  
**A**  
CLASS  
+ 10 dB

## Benefits at a glance:

- ✓ Class A + 10 dB
- ✓ Highly flexible fold-away clamping cover
- ✓ Unified stripping length 8/13 mm
- ✓ Extended F connector
- ✓ For all German standardized covers and frames



# Splitters and taps

## 5...1218 MHz

**Vodafone Kabel Deutschland**

### Symmetrical taps

	1-way	2-way	3-way	4-way
6 dB	BAB 1-06P			
8 dB	BAB 1-08P	BAB 2-08P		
10 dB	BAB 1-10P	BAB 2-10P	BAB 3-10P	
12 dB	BAB 1-12P	BAB 2-12P	BAB 3-12P	BAB 4-12P
16 dB	BAB 1-16P	BAB 2-16P	BAB 3-16P	BAB 4-16P
20 dB	BAB 1-20P	BAB 2-20P	BAB 3-20P	BAB 4-20P
24 dB	BAB 1-24P	BAB 2-24P	BAB 3-24P	BAB 4-24P

### Asymmetrical taps

	4-way	6-way	8-way
12,5 ... 15,5 dB (in 1 dB steps)	BAB 4-01P BAB 4-02P		
12,5 ... 17,5 dB (in 1 dB steps)		BAB 6-01P BAB 6-02P	
12,5 ... 19,5 dB (in 1 dB steps)			BAB 8-01P BAB 8-02P

01 = trunk types | 02 = terminal types

### Splitters

2-way	3-way	4-way	6-way	8-way
BVE 2-01P	BVE 3-01P	BVE 4-01P	BVE 6-01P	BVE 8-01P
—	—	BVE 4-02P	BVE 6-02P	BVE 8-02P

### Coaxial cable

SKB 94-0x Coaxial cable | 3-way shielded | acc. KDG 1 TS 153  
PU 100 m, 250 m, 500 m  
BAK xxx-80 Connection cable IEC | axial connectors male | female | high shielded  
Lengths from 1,50 to 10 m  
MAK xxx-80 Patch/modem cable | axial connectors male | double shielded  
Lengths from 0,20 to 10 m

### Compression connectors

CFS 93-48 F | Opti-fix | self compression  
CFS 97-48 F | Compression  
CFS 99-48 F | Compression | Quickfix  
CFS 100-48 F | Compression | Quickfix, right-angle

### Earth connection blocks

CFA 7-01 Earth connection block 1-way | F | F | wall mounting  
CFA 9-01 Earth connection block 2-way | F | F | wall mounting


KLASSE  
**A**  
CLASS

**ULTRA  
HD**



### Splitters and taps for every purpose

For almost every type of installation, AXING has the right splitter or tap. With a frequency range up to 1218 MHz the devices are suitable for DOCSIS 3.1 applications (up to 10 GBit / s in the cable network). High shielding characteristics (class A + 10 dB) ensure a trouble-free transmission of the signals. A fast and secure connection is ensured with AXING's F-sockets.



### Coaxial cable and connectors highly shielded

AXING's highly shielded coaxial cables and connectors provide the path from the interconnection point to the receiving device. All components in AXING premium-line quality guarantee 100% interference-free operation.

**Eca**



### Vodafone Kabel Deutschland

AXING's SKB 94-0x is a certified coaxial cable made of solid copper. It fulfills the fire classification Eca acc. to EN 50575.

### Benefits of the splitters and taps:

- ✓ 5...1218 MHz
- ✓ High return loss
- ✓ For multimedia-use
- ✓ In- and outputs hum-decoupled
- ✓ High intermodulation suppression
- ✓ Screening factor Class A + 10 dB, according to EN 50083-2

## Why AXING in particular?

We Swiss don't waste words. But what we do, we do thoroughly. Which is why AXING products are always state of the art. The compact design and easy installation are equally impressive.

What is more, with AXING you have a partner at your side offering you all the services you need as a one-stop provider – from planning via preparation through to delivery and operation. Contact us now; we would be pleased to advise you on site and make you a detailed offer.

### Our AXING commitment:

- ✓ Very easy handling and installation of all AXING products
- ✓ Short-term and reliable delivery capability
- ✓ Consistently high quality
- ✓ Highly modern technology – state of the art
- ✓ Great flexibility due to wide variety of products
- ✓ Optimum support via competent planning and installation service
- ✓ Technical service / after sales




### AXING AG

Gewerbehaus Moskau

Phone +41 52 - 742 83 00

Fax +41 52 - 742 83 19

2021-06-10 – Technical improvements, changes in design, printing- and other errors reserved.

 8262 Ramsen

info@axing.com

www.axing.com